

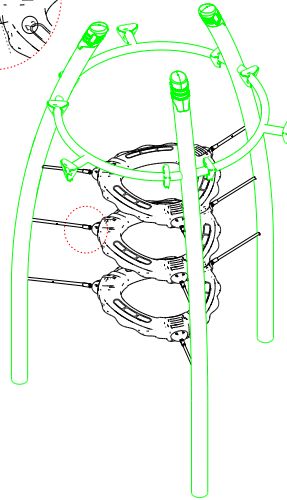
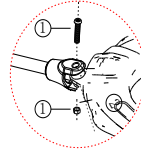
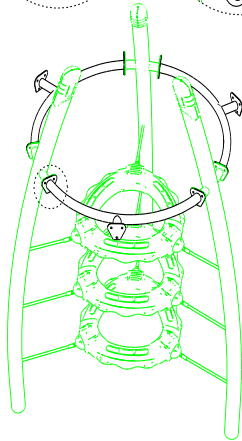
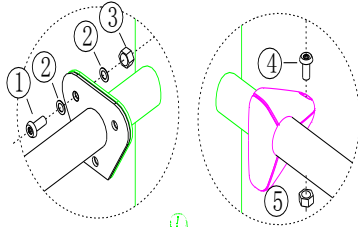
	ITEM	ITEM NAME	SPECIFICATION	QUANTITY	PICTURE		ITEM	ITEM NAME	SPECIFICATION	QUANTITY	PICTURE
CURVE BAR		CURVE BAR		1		FLOATING TUNNEL		FLOATING TUNNEL		1	
	1	BOLT	M10x25	9							
	2	WASHER	M10	18							
	3	LOCK NUT	M10	9							
	4	BOLT	M8x40	3							
	5	LOCK NUT	M8	3							

REMARK

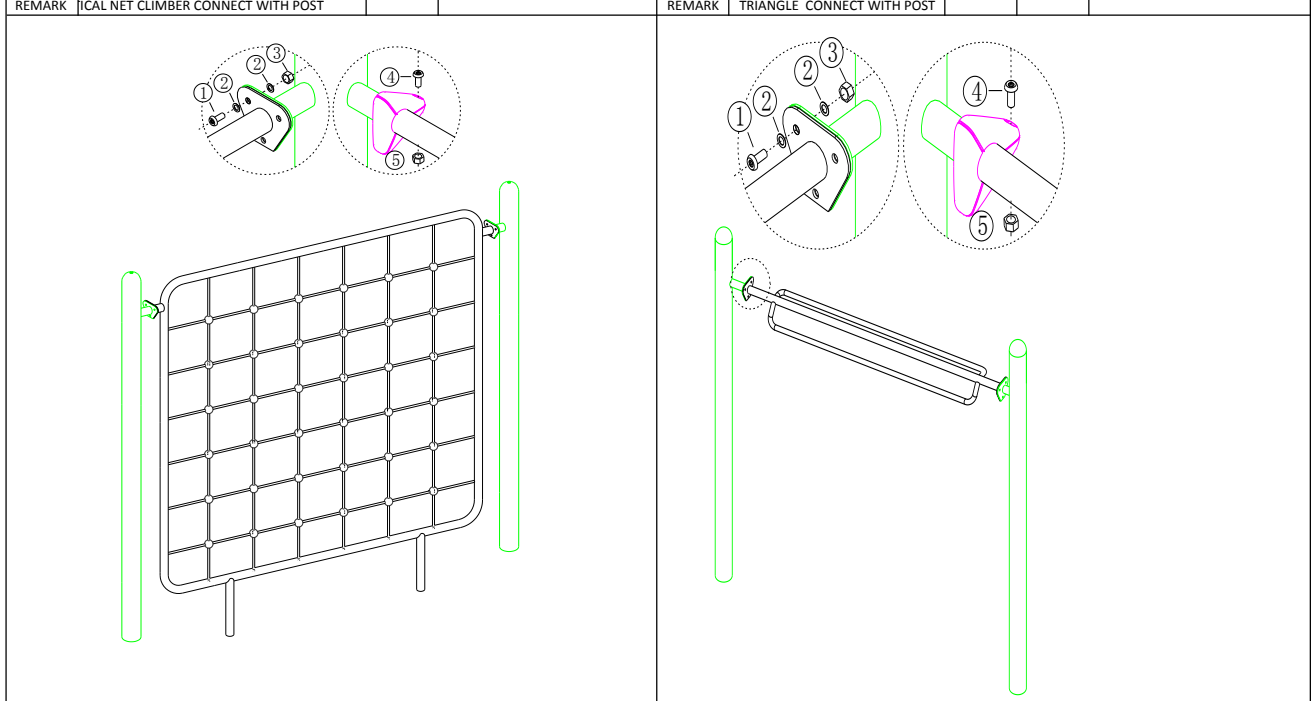
CURVE BAR CONNECT WITH POST

REMARK

FLOATING TUNNEL CONNECT WITH POST



VERTICAL NET	ITEM	ITEM NAME	SPECIFICATION	QUANTITY	PICTURE	TRIANGLE LADDER	ITEM	ITEM NAME	SPECIFICATION	QUANTITY	PICTURE
NET						LADDER					
		VERTICAL NET CLIMBER		1				TRIANGLE LADDER		1	
	1	BOLT	M10x25	6			1	BOLT	M10x25	6	
	2	WASHER	M10	12			2	WASHER	M10	12	
	3	LOCK NUT	M10	6			3	LOCK NUT	M10	6	
	4	BOLT	MSx40	2			4	BOLT	MSx40	2	
	5	LOCK NUT	M8	2			5	LOCK NUT	M8	2	
REMARK	ICAL NET CLIMBER CONNECT WITH POST					REMARK	TRIANGLE CONNECT WITH POST				



SINGLE WHEEL	ITEM	ITEM NAME	SPECIFIC ATION	QUANTITY	PICTURE	TWISTED CLIMBER	ITEM	ITEM NAME	SPECIFIC ATION	QUANTITY	PICTURE	
	SINGLE WHEEL				1			TWISTED CLIMBER				
	1	BOLT	M10x25	12			1	BOLT	M10x25	6		
	2	WASHER	M10	24			2	WASHER	M10	12		
	3	LOCK NUT	M10	12			3	LOCK NUT	M10	6		
	4	BOLT	M8x40	4			4	BOLT	M8x40	2		
	5	LOCK NUT	M8	4			5	LOCK NUT	M8	2		
REMARK	SINGLE WHEEL CONNECT WITH POST					REMARK	TWISTED CLIMBER CONNECT WITH POST					

CRICLE CLIMBER	ITEM	ITEM NAME	SPECIFIC ATION	QUANTITY	PICTURE	LEAF CLIMBER	ITEM	ITEM NAME	SPECIFIC ATION	QUANTITY	PICTURE	
	CRICLE CLIMBER				1			LEAF CLIMBER				
	1	BOLT	M10x25	12			1	BOLT	M10x25	3		
	2	WASHER	M10	24			2	WASHER	M10	6		
	3	LOCK NUT	M10	12			3	LOCK NUT	M10	3		
	4	BOLT	M8x40	4			4	BOLT	M8x40	1		
	5	LOCK NUT	M8	4			5	LOCK NUT	M8	1		
REMARK	CRICLE CLIMBER CONNECT WITH POST					REMARK	LEAF CLIMBER CONNECT WITH POST					