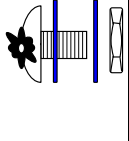
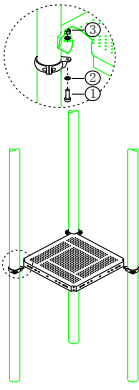
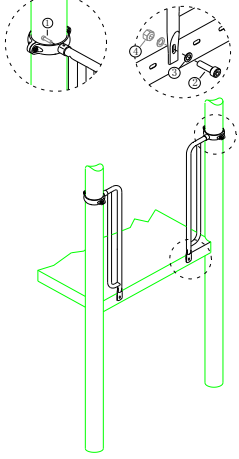

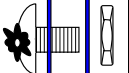

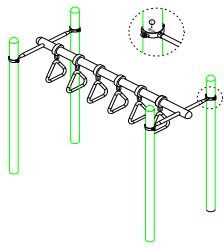

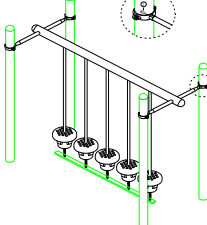

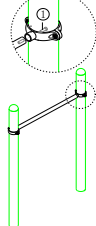


ITEM	ITEM NAME	ITEM NAME	SPECIFICATION	QUANTIT Y	PICTURE	MARK	PICK
1	SQUARE DECK	BOLT	M10*35	8		DECK CONNECT WITH POST	
2		WASHER	M10	16			
3		LOCK NUT	M10	8			
	7-SHAPE RAIL	FASTENER		12	PAIR	7-SHAPE RAIL CONNECT WITH POST AND DECK	
1		BOLT	M8*30	12			
2		BOLT	M10*25	12			
3		WASHER	M10	24			
4	LOCK NUT	M10	12				
	SCALING LADDER	FASTENER		4	PAIR	SCALING LADDER CONNET WITH POST	
1		BOLT	M8*30	4			
	TRIANGLE SCALING LADDER	FASTENER		4	PAIR	TRIANGLE SCALING LADDER CONNET WITH POST	
1		BOLT	M8*30	4			
	QUIUCUNCIAL PILES SHELF	FASTENER		4	PAIR	QUIUCUNCIAL PILES SHELF CONNET WITH POST	
1		BOLT	M8*30	4			
	SINGLE HORIZONTAL BAR	FASTENER		4	PAIR	SINGLE HORIZONTAL BAR CONNET WITH POST	
1		BOLT	M8*30	4	